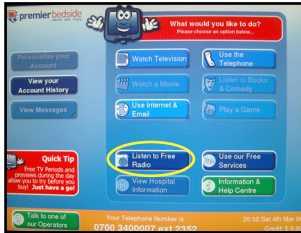
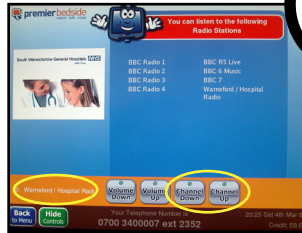


How To Listen To Radio Warneford For Free

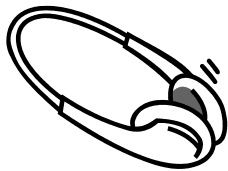
If you have a Premier Bedside unit, you simply:



Press the blue **Listen To Free Radio** button on your screen.



Press the **Channel Up** or **Channel Down** buttons until you see "Warneford / Hospital Radio" on the left of the orange bar



If you are on a ward without the Premier units you can listen to Radio Warneford using a set of grey headphones tuned to channel 5 on the handset (which also controls your light and enables you to call a nurse). If there is no grey headset, either phone us or ask a nurse to contact us. There should be a spare set of headphones at the Nurses Station.

How To Call Radio Warneford For Free

Each evening our Ward Visitors are on the wards between 7pm and 8.30pm (6pm until 7pm on Sundays) to talk to you and take requests. It's not possible to visit every ward each day so if you would like a request, call us from your bedside.

On the Premier Bedside unit:



- ❖ Pick up the telephone handset on your unit.
- ❖ A dialling pad appears on the screen.
- ❖ Dial 4500. If we are on-air, someone will answer your call. If the studio is not manned, you will be able to leave a message on our answerphone. **You will not be charged for this call.**



If you do not have a Premier Bedside unit, you can call us **for free** from the Nurses Station on 4500. Just make sure you ask a nurse first – or you can ask a nurse to call us on your behalf.

How To Access Radio Warneford's Website For Free

On the Premier Bedside unit you can view our website for free. In your **Main Menu** screen, press the **View Hospital Info** button, then press the **Radio Warneford** button. And if you only want to know the basics, just click on the **Patient Page** icon at the top of every page on our website.